


Auger, Chain-Reduction



- ★ **Capable of digging holes up to 36" (914 mm) in diameter**
- ★ **High torque chain reduction drive**
- ★ **Mounting ensures perfect balance of auger**

Dig holes up to 36" (914 mm) in diameter with speed and accuracy with your skid steer loader or compact excavator. The unique mount design ensures the auger will remain perfectly balanced in the most uneven working conditions.

These earth augers feature adjustable chain-reduction drive for maximum efficiency, and heat treated alloy drive shafts for serious digging. All chain-reduction auger drives are rated for 3,000 psi (206 bar) continuous operation. Only two hydraulic connections are required, no third drain line is necessary. A wide range of auger bits are available for various applications and digging conditions.

ceattachmentsinc.

Every Attachment for EVERY Job.®

phone: 1.866.232.8224

direct line: 1.262.387.1210

fax: 1.262.387.1247

web: www.ceattach.com

Auger, Chain-Reduction SPECIFICATIONS

FITS SKID STEER LOADERS

Features/Benefits:


- Heat-treated alloy drive shaft for strength and durability
- Chain reduction provides high torque
- Many models to fit most skid steers and compact excavators
- Auger bits are approximately 50" long
- Available with 2" (50 mm) hex or 2-9/16" (65 mm) round shaft

Specifications:

Model	Max Auger Size	Hydraulic Requirement	Average Speed	Theoretical Torque at 2500 psi/172 bar
SA460E	15" (381 mm)	6-15 gpm (23-56 lpm)	130 rpm @ 10 gpm (38 lpm)	567 lb ft (768 Nm)
SA750E	18" (457 mm)	7-20 gpm (26-75 lpm)	121 rpm @ 15 gpm (57 lpm)	932 lb ft (1263 Nm)
SA1200E	24" (610 mm)	10-20 gpm (37-75 lpm)	79 rpm @ 15 gpm (57 lpm)	1437 lb ft (1948 Nm)
SA1650E	30" (762 mm)	14-25 gpm (52-94 lpm)	62 rpm @ 17 gpm (64 lpm)	2065 lb ft (2799 Nm)
SA2350E	36" (914 mm)	20-40 gpm (76-151 lpm)	78 rpm @ 30 gpm (114 lpm)	2874 lb ft (3896 Nm)




Complimentary Products




Scraper



Tree Spade



Backhoe



Auto Rake



Trencher



Concrete Placing Bucket

ceattachmentsinc.

Every Attachment for EVERY Job.®

phone: 1.866.232.8224

direct line: 1.262.387.1210

fax: 1.262.387.1247

web: www.ceattach.com

Spec #590633